



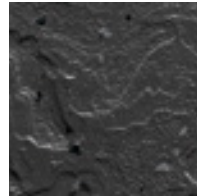
norament® 975 LL · serra design Relief structure



4930



4821



4929

norament® 975 LL



Art. 975 LL/3027

□ ~1000 mm x 1000 mm



nora® profile connection dimension: E + U
Slip resistant R10

norament® 975 LL · kivo inspired design Two-tone surface



5263



5264



5265

norament® 975 LL



Art. 975 LL/3208

□ ~1000 mm x 1000 mm



nora® profile connection dimension: E + U
Slip resistant R10

As a genre loose laid flooring may not be the best solution under certain conditions.

We are happy to advise you if the floor in your room is subject to:

- High or regular exposure to moisture
- High or frequently occurring dynamic pressure loads (e.g. using forklifts)
- High temperature fluctuations

Custom colours of all norament 975 LL designs are available on request. Please ask for minimum quantities and delivery times.

Product Structure

